

# ANZ-Roy Morgan Australian Consumer Confidence Media Release

15 October 2019



This is not personal advice. It does not consider your objectives or circumstances. Please refer to the Important Notice.

#### Contributors

**David Plank**  
Head of Australian Economics  
+61 2 8037 0029  
David.Plank@anz.com

#### Shaurya Mishra

Junior Economist  
+91 80 6795 0463  
Shaurya.Mishra@anz.com

Follow us on Twitter  
@ANZ\_Research

#### Contact

research@anz.com

Series available at

#### Bloomberg

AU: ALLX AUANZ <GO>  
NZ: ALLX NZANZ <GO>

Previous reports available to subscribers on [ANZ Live](#)

## Confidence declines further

- ANZ Roy Morgan index was down 1.2% last week, its second straight weekly loss – ensuring confidence remains below its long-run average.
- The financial conditions subindices were positive. Current finances gained 0.2%, while future finances were up 0.7%. These small gains coming after large falls last week.
- In contrast weakness in the economic conditions subindices continued for a second week. Current economic conditions fell 1%, while future economic conditions lost 1.7%.
- The 'Time to buy a household item' measure fell 3.9% after two successive gains.
- Inflation expectations (IE) remained stable at 4.1%.

### ANZ-Roy Morgan Consumer Confidence and inflation expectations

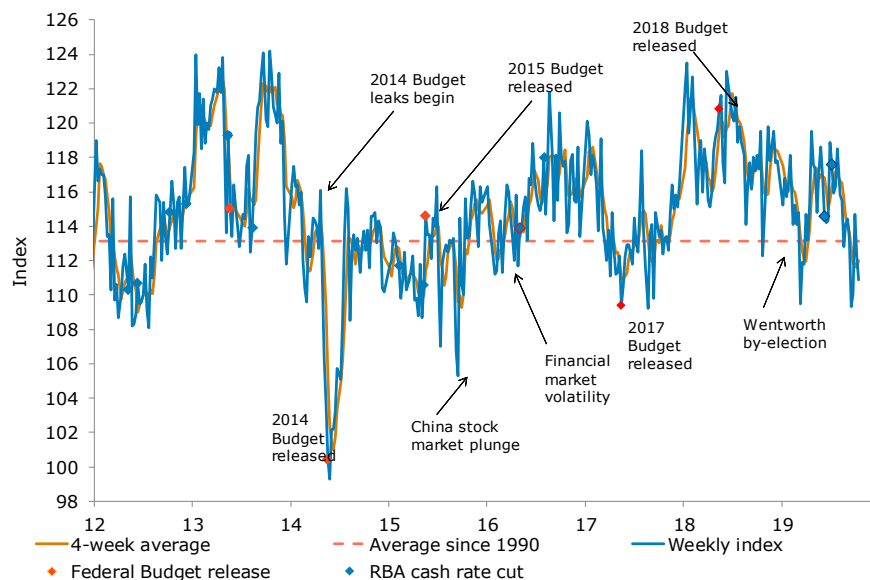
Last week (12–13 Oct)	Weekly change, %	Four-week average	Monthly average since 1990	Inflation expectations (4-week ma)
110.3	-1.2%	112.0	113.1	4.1%

Data collected last weekend (Saturday and Sunday), based on around 1,000 face-to-face interviews. Not seasonally adjusted. Further data history on page 6.

### ANZ Head of Australian Economics, David Plank, commented:

Consumer confidence was down 1.2% last week, despite some positive developments in the US-China trade war. The decline leaves overall sentiment below average. Household perceptions of the economic outlook fell for a second consecutive week and are well below average. It will be interesting to see whether economic sentiment can gain this week as households have more time to consider the news on trade. In contrast to the negative economic outlook, households remain much more confident about their own financial outlook. This week's employment data could be important in this regard. Stable inflation expectations, albeit at a low level by historical standards, will be comforting for the RBA.

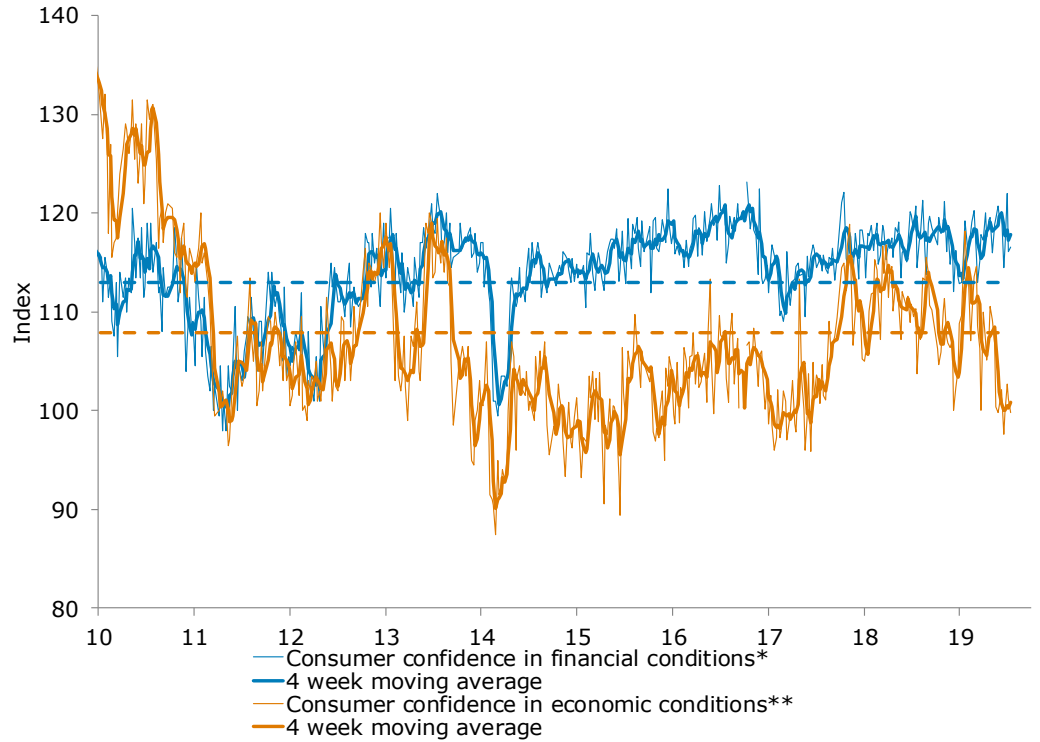
### Confidence down 1.2% and further below average



Source: ANZ-Roy Morgan



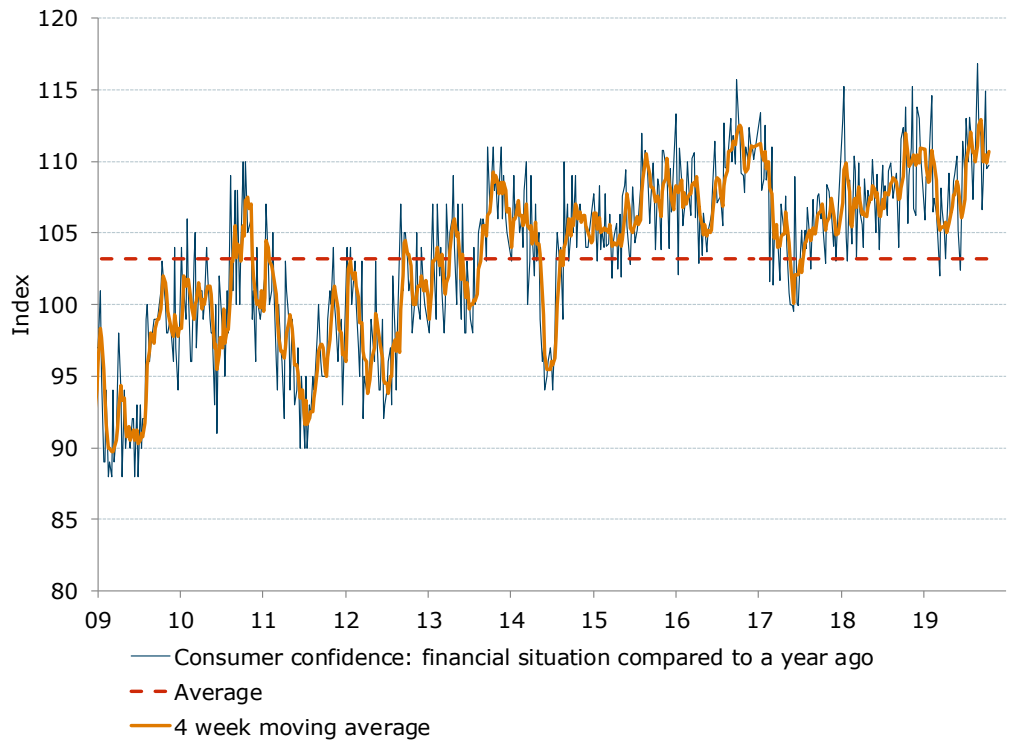
**Figure 1. Financial and economic conditions diverge**



Source: ANZ-Roy Morgan

Note: Financial conditions index is an average of 'financial situation compared to a year ago' and 'financial situation next year' sub-indices. Economic conditions index is an average of 'economic conditions in 12 months' and 'economic conditions in five years' sub-indices.

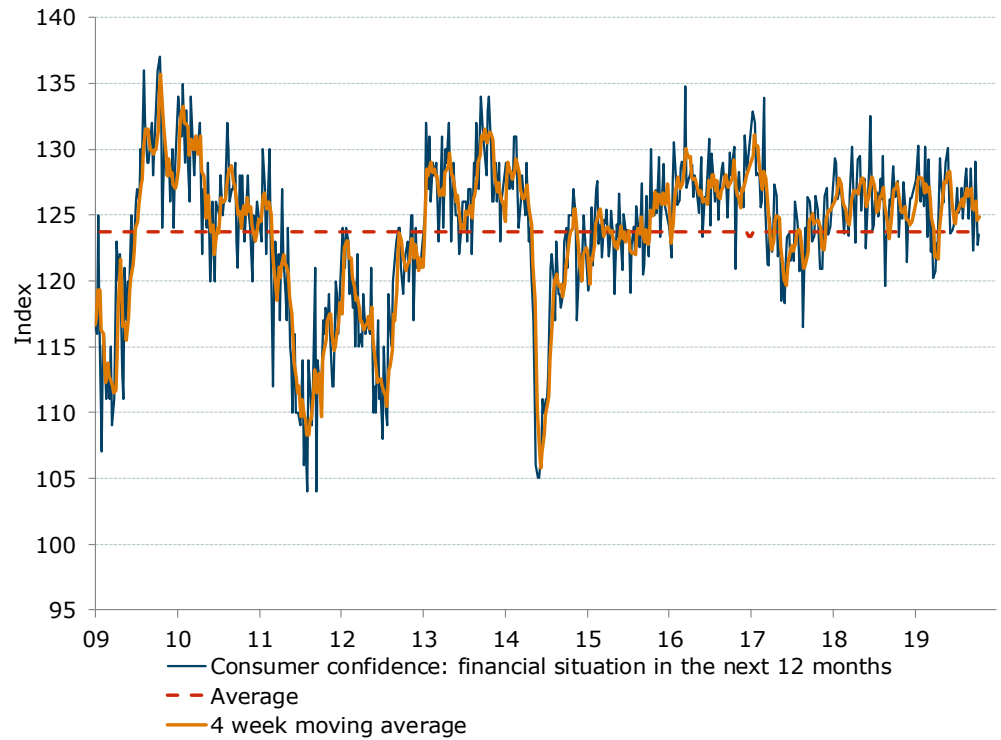
**Figure 2. 'Current finances' gain 0.2%**



Source: ANZ-Roy Morgan

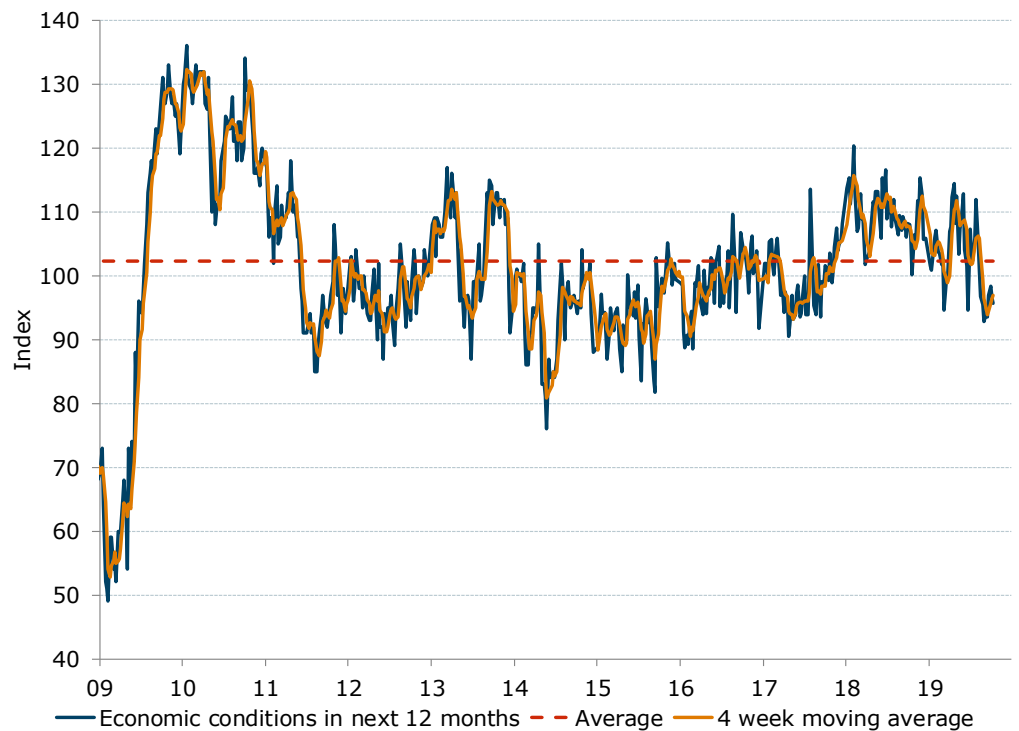


**Figure 3. 'Future financial conditions' also gain 0.7% but still below long run average**



Source: ANZ-Roy Morgan

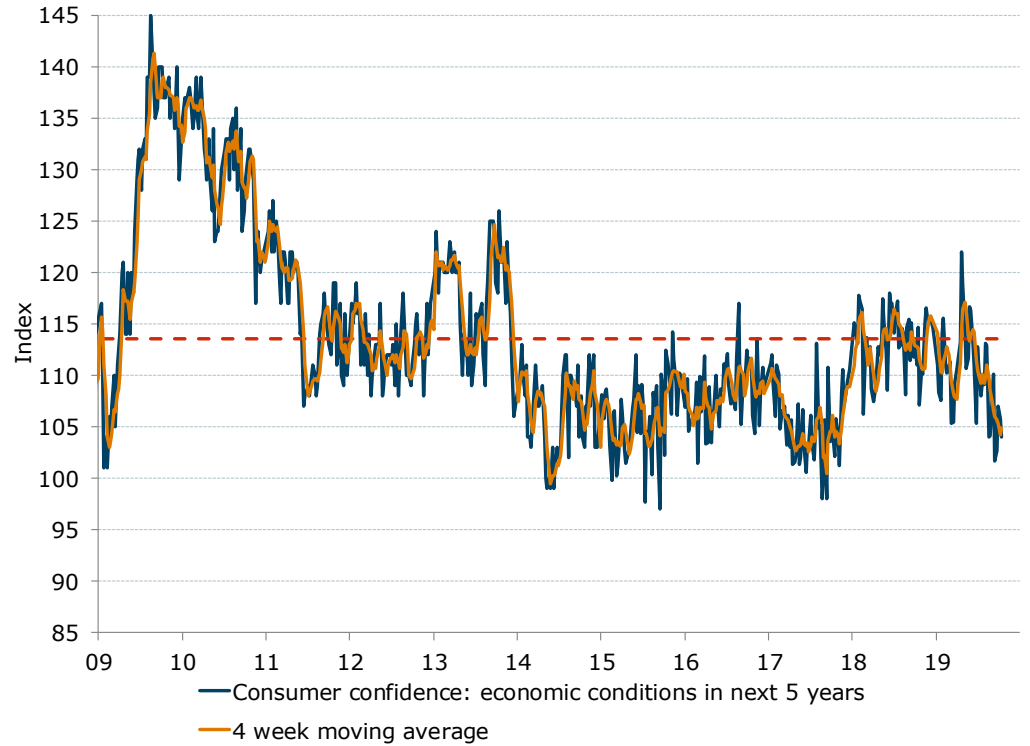
**Figure 4. 'Current economic conditions' in the negative**



Source: ANZ-Roy Morgan

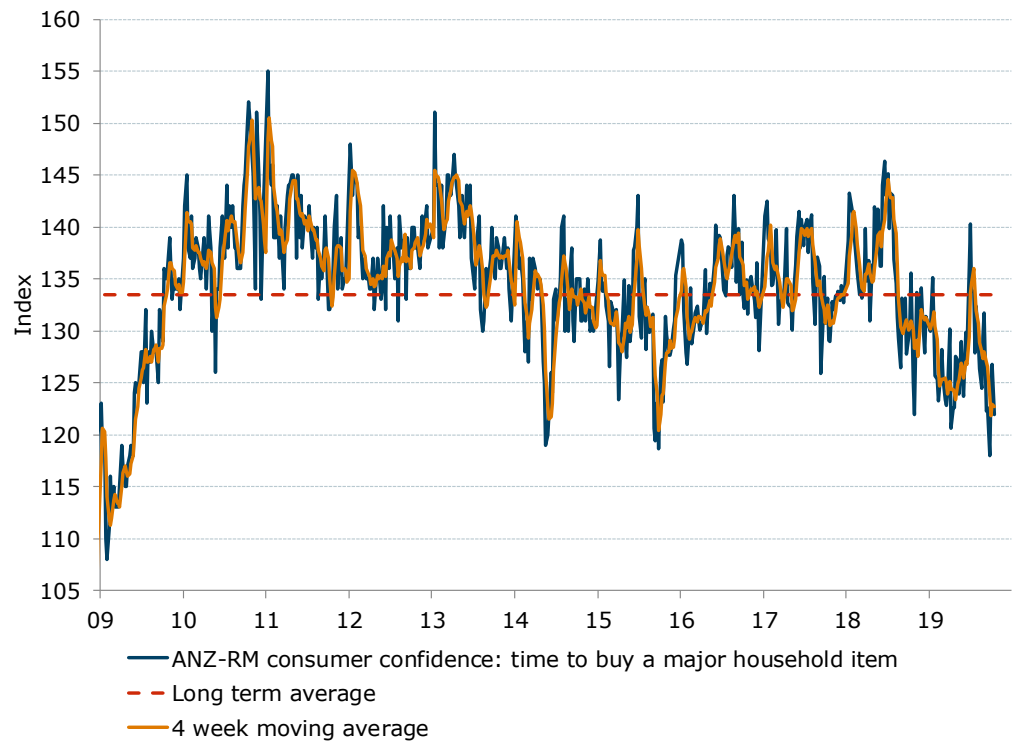


**Figure 5. 'Future economic conditions' lost 1.7%**



Source: ANZ-Roy Morgan

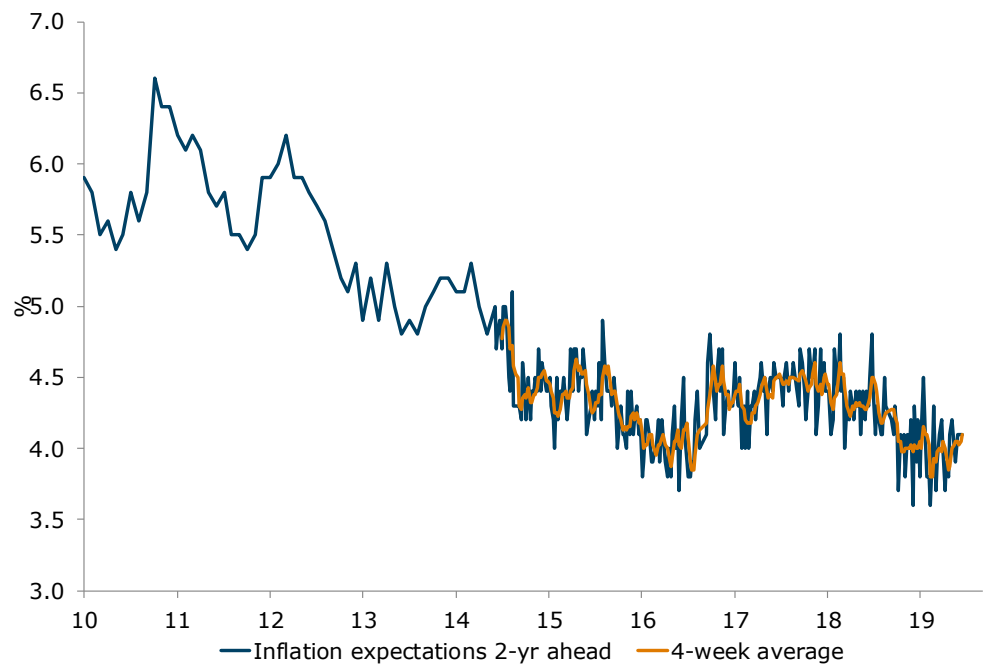
**Figure 6. 'Time to buy a household fell 3.9% after gaining for two straight weeks.**



Source: ANZ-Roy Morgan



**Figure 7. Four-week moving average inflation expectations stable at 4.1%**



\* Data from Oct-2014 is weekly.  
Data prior to that is monthly.

Source: ANZ-Roy Morgan



## Data table

**Table 1. ANZ-Roy Morgan Australian Consumer Confidence**

	Headline index		Subindices				Inflation Expectations	
	Last week	4-week moving average	1. Financial situation compared to a year ago	2. Financial situation next year	3. Economic conditions next year	4. Economic conditions next 5 years	5. Time to buy a major household item	6. Inflation expectations 2-year ahead (%)
<b>Avg since 2001</b>	116	-	103	124	105	114	134	-
<b>2011 avg</b>	114	-	97	117	101	116	140	6.0
<b>2012 avg</b>	113	-	99	118	97	113	138	5.8
<b>2013 avg</b>	119	-	104	128	106	118	139	5.0
<b>2014 avg</b>	111	-	104	121	94	106	132	4.9
<b>2015 avg</b>	112	-	107	124	94	106	131	4.4
<b>2016 avg</b>	115	-	109	127	99	108	134	4.1
<b>2017 avg</b>	114	-	105	124	100	105	135	4.4
<b>2018 avg</b>	119	-	108	126	109	113	135	4.4
<b>28-Oct-18</b>	114.6	115.9	109.0	125.2	106.4	110.5	121.9	4.4
<b>4-Nov-18</b>	116.8	115.8	110.9	124.7	104.4	110.1	133.7	4.1
<b>11-Nov-18</b>	119.8	115.9	115.2	127.5	111.7	115.1	129.5	4.3
<b>18-Nov-18</b>	117.8	117.3	106.7	125.2	109.9	116.6	130.7	4.2
<b>25-Nov-18</b>	118.6	118.3	106.2	121.4	115.4	115.7	134.1	4.1
<b>2-Dec-18</b>	119.5	118.9	113.8	124.2	112.5	115.3	131.6	4.1
<b>9-Dec-18</b>	117.7	118.4	113.0	126.3	105.7	115.6	127.9	4.5
<b>16-Dec-18</b>	117.8	118.4	110.7	126.3	105.9	114.6	131.4	4.3
<b>6-Jan-19</b>	115.2	117.6	105.9	127.7	101.5	111.0	130.0	4.2
<b>13-Jan-19</b>	116.8	116.9	108.9	130.3	100.9	108.4	135.1	4.1
<b>20-Jan-19</b>	115.7	116.4	108.6	127.2	104.3	107.6	130.8	4.3
<b>27-Jan-19</b>	116.5	116.1	111.0	126.0	106.1	114.0	125.7	4.1
<b>3-Feb-19</b>	118.1	116.8	114.6	127.7	107.1	115.6	125.3	3.7
<b>10-Feb-19</b>	114.1	116.1	106.5	125.7	103.7	111.2	123.3	4.1
<b>17-Feb-19</b>	115.2	116.0	107.4	130.2	103.5	110.3	124.6	4.0
<b>24-Feb-19</b>	114.1	115.4	106.4	123.3	101.8	110.9	128.2	4.1
<b>3-Mar-19</b>	114.8	114.6	105.0	129.2	102.7	111.4	125.5	3.8
<b>10-Mar-19</b>	109.5	113.4	102.0	122.2	94.6	105.4	123.4	4.1
<b>17-Mar-19</b>	111.9	112.6	108.1	124.3	99.1	105.5	122.8	4.0
<b>24-Mar-19</b>	111.8	112.0	106.6	120.2	99.0	109.3	124.0	4.2
<b>31-Mar-19</b>	114.7	112.0	105.0	120.7	107.0	110.7	130.2	3.6
<b>7-Apr-19</b>	113.2	112.9	103.2	122.8	107.7	111.6	120.6	4.3
<b>14-Apr-19</b>	115.3	113.8	105.4	122.9	112.2	113.3	122.6	3.9
<b>21-Apr-19</b>	119.5	115.7	109.2	129.3	114.4	122.0	122.6	4.2
<b>28-Apr-19</b>	117.6	116.4	106.3	127.4	108.1	118.8	127.5	3.8
<b>5-May-19</b>	117.3	117.4	106.5	125.9	112.5	114.5	127.1	4.1
<b>12-May-19</b>	114.8	117.3	108.6	127.6	103.4	110.7	123.9	4.5
<b>19-May-19</b>	117.2	116.7	109.1	129.1	107.3	111.7	129.0	4.0
<b>26-May-19</b>	118.6	117.0	110.4	130.1	110.5	116.7	125.3	3.8
<b>2-Jun-19</b>	116.9	116.9	105.2	126.4	112.8	116.4	123.7	3.8
<b>9-Jun-19</b>	114.6	116.8	102.4	123.6	104.0	113.1	129.8	3.6
<b>16-Jun-19</b>	114.2	116.1	106.4	123.9	101.6	111.0	128.2	4.0
<b>23-Jun-19</b>	114.3	115.0	111.4	124.2	94.6	105.4	136.0	4.3
<b>30-Jun-19</b>	118.9	115.5	109.0	125.5	107.2	112.8	140.3	3.7
<b>7-Jul-19</b>	117.6	116.3	113.0	127.1	103.3	110.9	133.8	3.9
<b>14-Jul-19</b>	115.9	116.7	110.0	125.2	102.3	108.0	133.8	4.1
<b>21-Jul-19</b>	116.3	117.2	113.1	125.6	105.8	109.1	127.9	4.2
<b>28-Jul-19</b>	118.5	117.1	112.1	127.1	111.9	109.1	132.4	4.0
<b>4-Aug-19</b>	115.8	116.6	107.3	124.7	105.1	113.2	128.9	3.7
<b>11-Aug-19</b>	115.5	116.5	110.1	127.7	100.6	112.9	126.3	3.9
<b>18-Aug-19</b>	112.8	115.7	110.3	128.5	96.8	104.0	124.5	3.8
<b>25-Aug-19</b>	114.1	114.6	116.8	124.7	95.4	104.2	129.5	4.1
<b>1-Sep-19</b>	114.4	114.2	113.0	126.3	92.8	108.2	131.7	4.2
<b>8-Sep-19</b>	113.3	113.7	111.7	128.5	94.1	110.1	122.3	4.0
<b>15-Sep-19</b>	109.3	112.8	106.6	122.3	93.5	101.7	122.6	3.9
<b>22-Sep-19</b>	110.1	111.8	108.6	124.3	96.9	102.7	118.0	4.1
<b>29-Sep-19</b>	114.7	111.9	114.9	129.1	98.3	107.0	124.3	4.1
<b>6-Oct-19</b>	112.3	111.6	109.5	122.7	96.6	105.8	126.8	4.1
<b>13-Oct-19</b>	110.9	112.0	109.7	123.5	95.6	104.0	121.9	4.1

Source: ANZ-Roy Morgan



## Important notice

---

[4 April 2019]

This publication is published by Australia and New Zealand Banking Group Limited ABN 11 005 357 522 ("ANZBGL") in Australia. This publication is intended as thought-leadership material. It is not published with the intention of providing any direct or indirect recommendations relating to any financial product, asset class or trading strategy.

The information in this publication is not intended to influence any person to make a decision in relation to a financial product or class of financial products. It is general in nature and does not take account of the circumstances of any individual or class of individuals. Nothing in this publication constitutes a recommendation, solicitation or offer by ANZBGL or its branches or subsidiaries (collectively "ANZ") to you to acquire a product or service, or an offer by ANZ to provide you with other products or services. All information contained in this publication is based on information available at the time of publication. While this publication has been prepared in good faith, no representation, warranty, assurance or undertaking is or will be made, and no responsibility or liability is or will be accepted by ANZ in relation to the accuracy or completeness of this publication or the use of information contained in this publication. ANZ does not provide any financial, investment, legal or taxation advice in connection with this publication.