

ANZ-Roy Morgan Australian Consumer Confidence Media Release

25 January 2022



This is not personal advice nor financial advice about any product or service. It does not take into account your financial situation or goals. Please refer to the Important Notice

Contributors

David Plank
Head of Australian
Economics
+61 2 8037 0029
David.Plank@anz.com

Arindam Chakraborty
Junior Economist
Arindam.Chakraborty@anz.com

Contact

research@anz.com
Follow us on Twitter
[@ANZ_Research](https://twitter.com/ANZ_Research)
[@davidplank12](https://twitter.com/davidplank12)

Series available at **Bloomberg**

AU: ALLX AUANZ <GO>
NZ: ALLX NZANZ <GO>

Previous reports available to subscribers on [ANZ Research](#)

*Methodology change

From 3 January 2022, the interviews for the consumer confidence survey will be conducted throughout the week (Monday to Sunday). Previously they were done at the end of the week (Saturday and Sunday).

Consumer confidence rebounds

- Consumer confidence increased 2.2% last week and settled just above the neutral level of 100. It was driven by increases in confidence in Victoria, Queensland and WA, partially offset by decreases in NSW and SA.
- 'Weekly inflation expectations' rose 0.1ppt to match its recent high of 5.0%. Its four-week average also rose 0.1ppt to 5.0%.
- 'Current financial conditions' jumped 6.3% after an 11.3% drop the week before. 'Future financial conditions' gained 0.6%.
- 'Current economic conditions' softened 0.5%, its third consecutive decline. 'Future economic conditions' dropped 0.9%.
- 'Time to buy a major household item' increased 6.3% after a fall of 15.8% during the first two weeks of 2022.

ANZ-Roy Morgan Consumer Confidence and inflation expectations

Last week* (17-23 Jan)	Weekly change, %	Four-week average	Monthly average since 1990	Inflation expectations (four-week ma)
100.1	2.2%	103.1	112.4	5.0%

This weekly ANZ-Roy Morgan Australian Consumer Confidence Rating is based on 1,511 interviews conducted online and over the telephone during the week to Sunday*. Not seasonally adjusted. Further data history on page 6.

ANZ Head of Australian Economics, David Plank, commented:

Consumer confidence increased 2.2% last week, rising above the neutral level of 100. The recovery came in the same week that the unemployment rate was reported as dropping to its lowest in more than 13 years. COVID cases appear to have peaked, though deaths unfortunately made new highs. Confidence was driven by rises of 7.7% in Victoria, 8.8% in WA and 3.7% in Queensland. But it dropped in NSW (-2.4%) and SA (-2.6%). The live entertainment of the Australian Open tennis and great weather might have added to Victoria's positive outlook. Ahead of the Q4 2021 CPI data, inflation expectations recorded a 0.1ppt rise to match the recent high of 5% reached in December.

Confidence up 2.2%

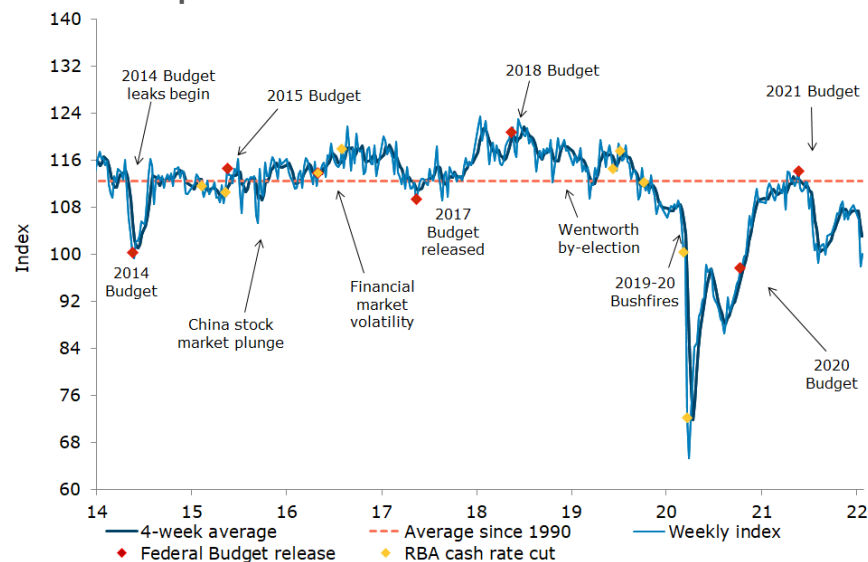
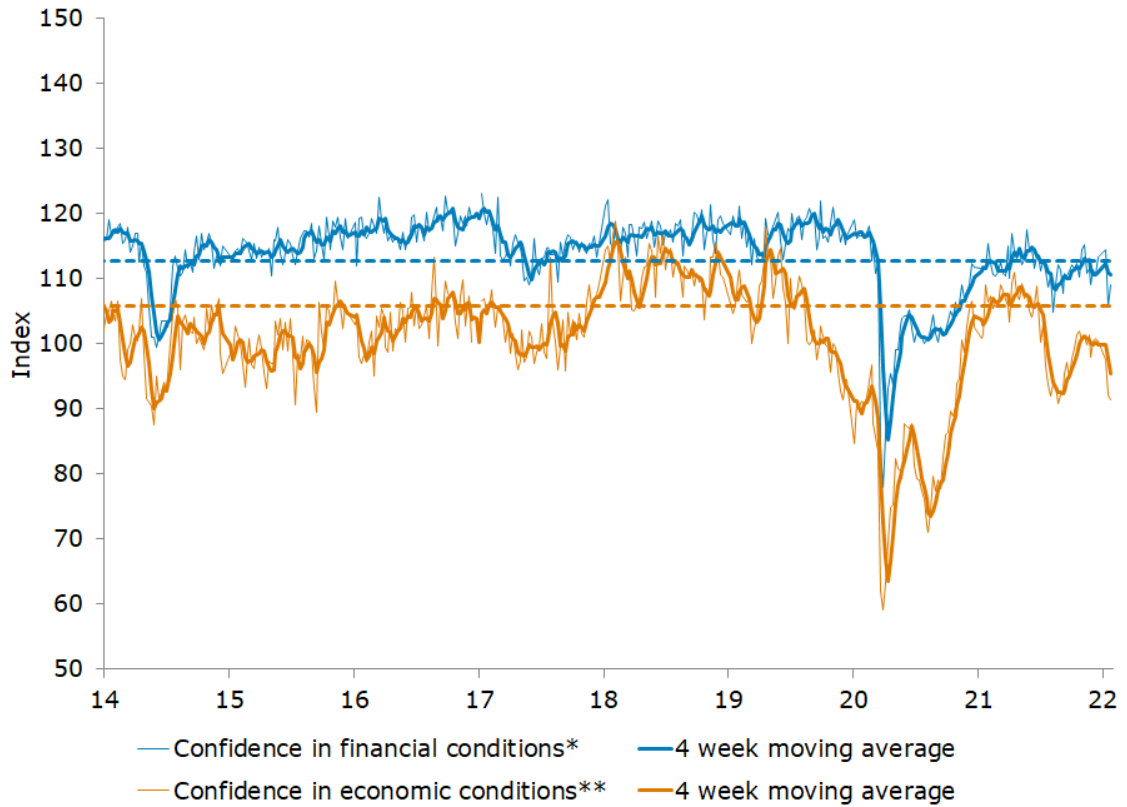




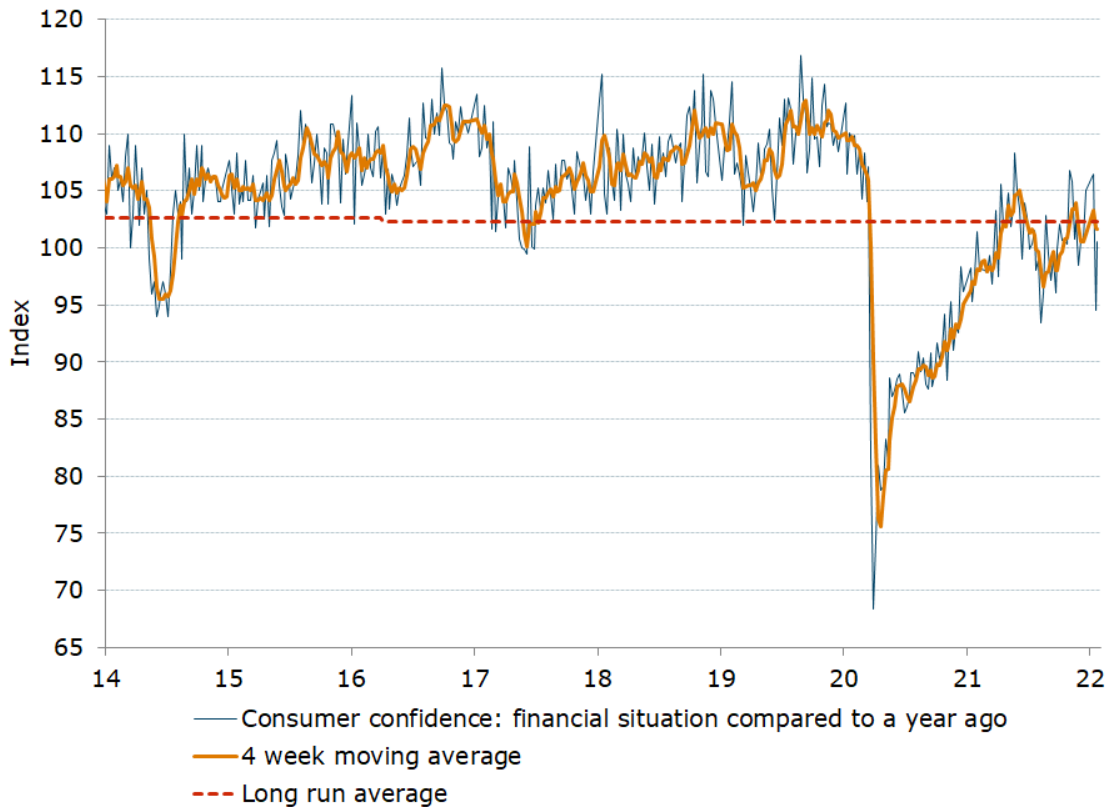
Figure 1. Financial conditions improved, but economic conditions worsened



Source: ANZ-Roy Morgan

Note: *Financial conditions index is an average of 'financial situation compared to a year ago' and 'financial situation next year' sub-indices. **Economic conditions index is an average of 'economic conditions in 12 months' and 'economic conditions in five years' sub-indices.

Figure 2. 'Current financial conditions' gained 6.3%

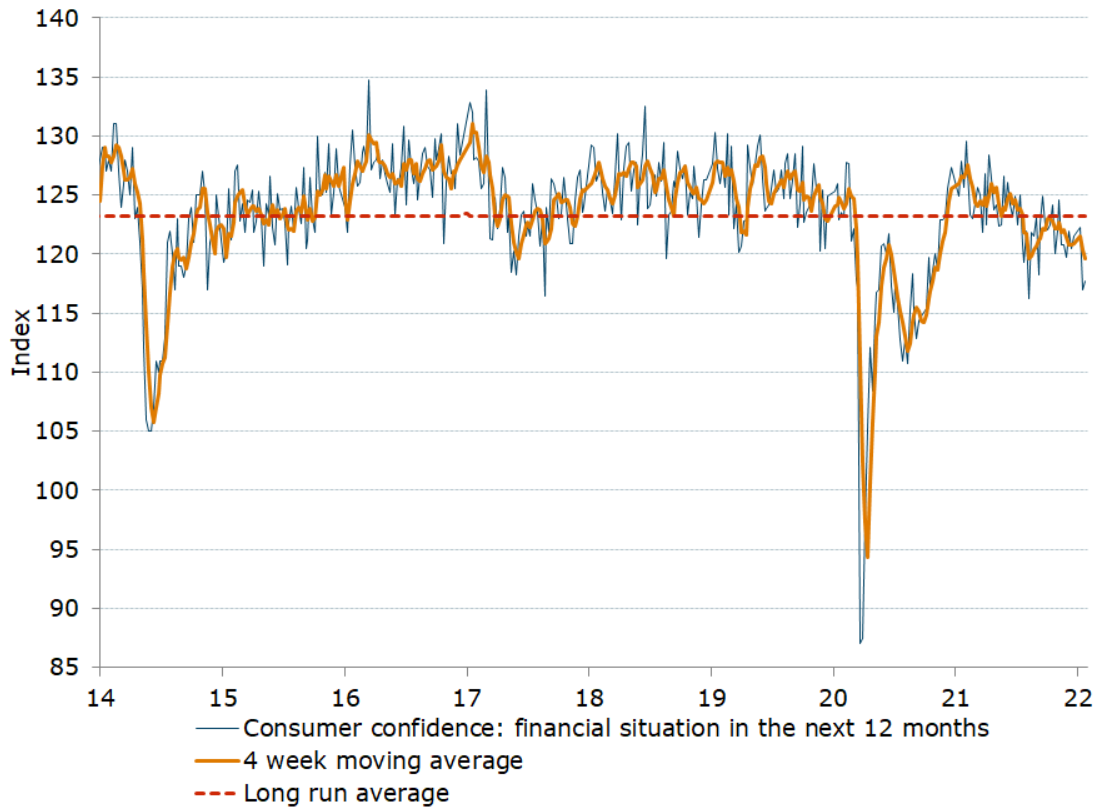


Source: ANZ-Roy Morgan



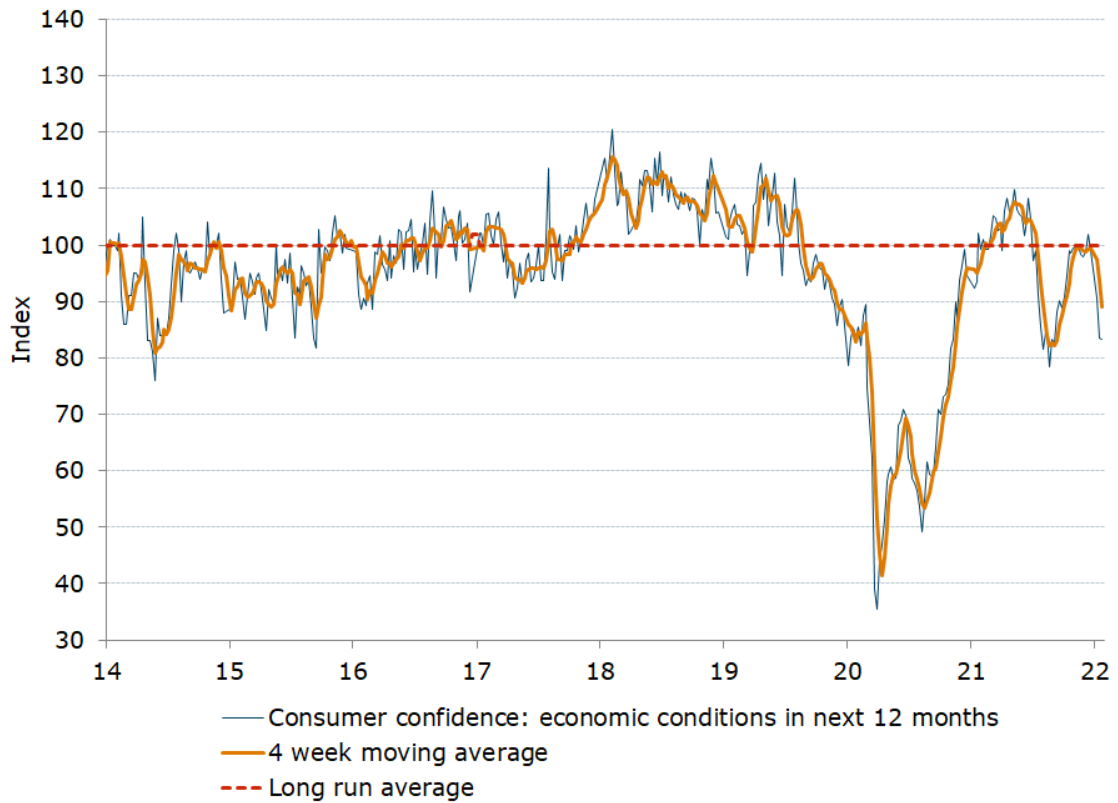
Charts

Figure 3. 'Future financial conditions' rose 0.6%



Source: ANZ-Roy Morgan

Figure 4. 'Current economic conditions' softened 0.5%

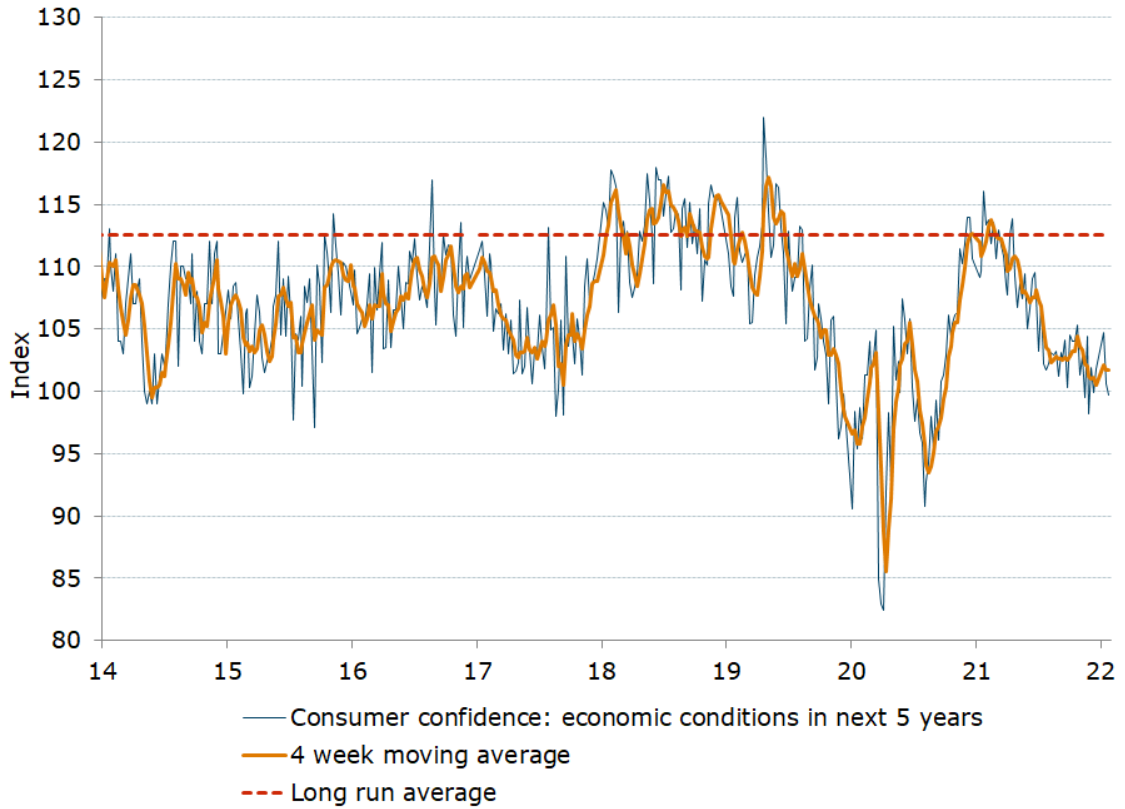


Source: ANZ-Roy Morgan



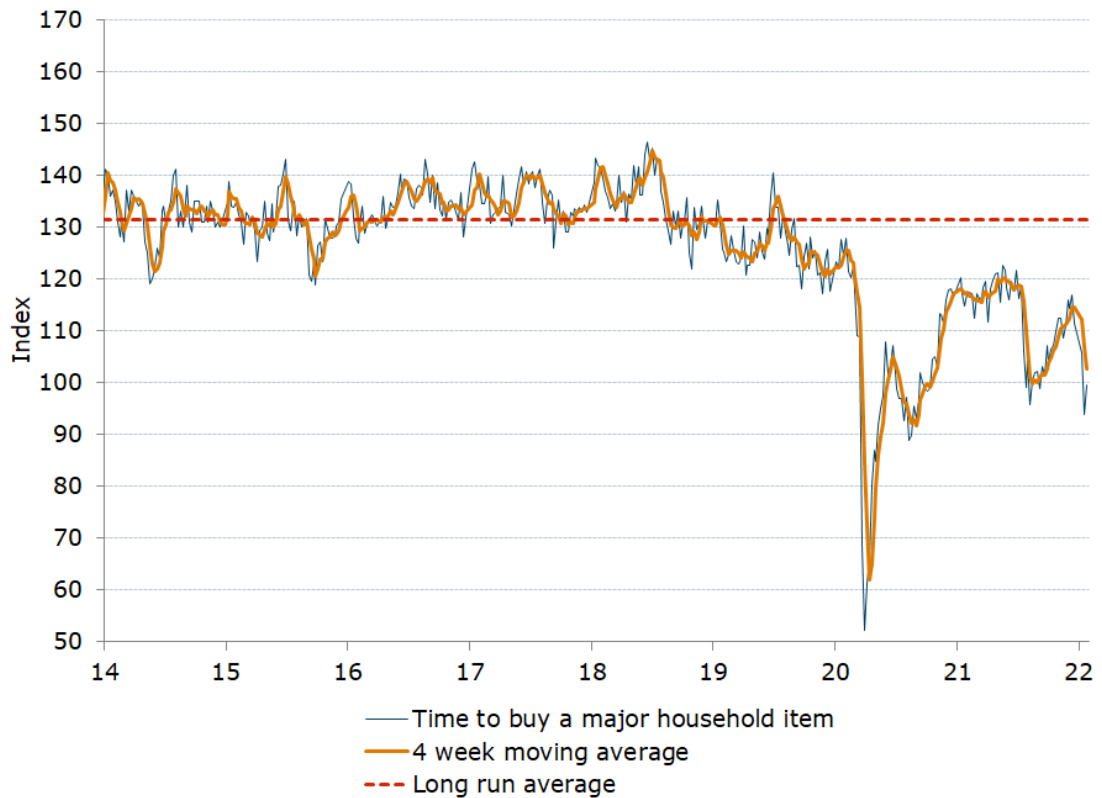
Charts

Figure 5. 'Future economic conditions' fell 0.9%



Source: ANZ-Roy Morgan

Figure 6. 'Time to buy a major household item' jumped 6.3%

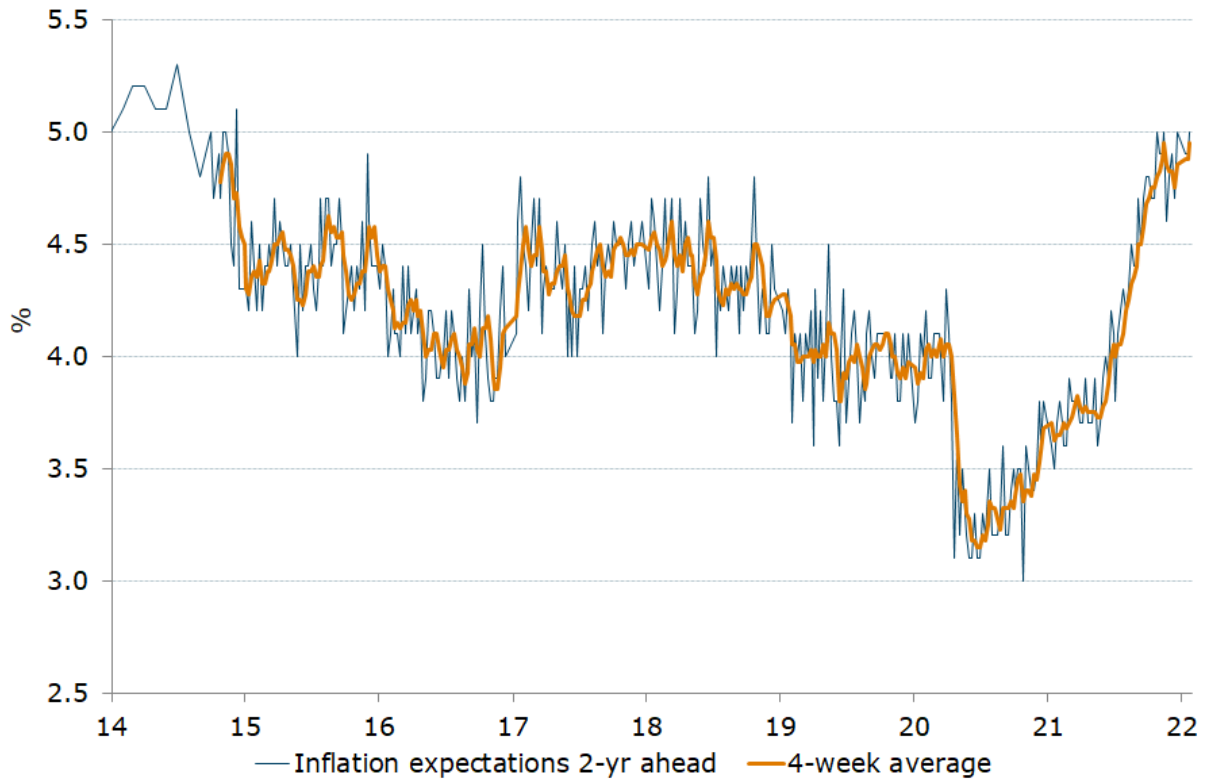


Source: ANZ-Roy Morgan



Charts

Figure 7. Weekly inflation expectations rose 0.1ppt to 5.0% pushing its four-week moving average up 0.1ppt to 5.0%



* Data from Oct-2014 is weekly.
Data prior to that is monthly.

Source: ANZ-Roy Morgan



Data table

Table 1. ANZ-Roy Morgan Australian Consumer Confidence

	Headline index		Subindices				Inflation expectations	
	Last week	4-week moving average	1. Financial situation compared to a year ago	2. Financial situation next year	3. Economic conditions next year	4. Economic conditions next 5 years	5. Time to buy a major household item	6. Inflation expectations 2-year ahead (%)
Avg since 2001	115	-	102	124	103	113	132	-
2010 avg	124	-	101	127	124	130	139	5.7
2011 avg	114	-	97	117	101	116	140	6.0
2012 avg	113	-	99	118	97	113	138	5.8
2013 avg	119	-	104	128	106	118	139	5.0
2014 avg	111	-	104	121	94	106	132	4.9
2015 avg	112	-	107	124	94	106	131	4.4
2016 avg	115	-	109	127	99	108	134	4.1
2017 avg	114	-	105	124	100	105	135	4.4
2018 avg	119	-	108	126	109	113	135	4.4
2019 avg	114	-	109	126	101	109	126	4.0
10-Jan-21	108.9	109.6	98.2	124.9	92.4	109.1	120.1	3.6
17-Jan-21	108.7	109.5	95.3	127.9	93.5	109.6	117.2	3.5
24-Jan-21	111.2	109.5	97.6	125.7	102.0	116.1	114.8	3.7
31-Jan-21	112.1	110.2	101.4	129.6	99.3	113.3	117.0	3.8
7-Feb-21	111.4	110.9	97.9	126.9	101.0	113.8	117.4	3.7
14-Feb-21	109.9	111.2	98.1	123.3	99.2	111.8	117.0	3.6
21-Feb-21	109.2	110.7	98.0	123.0	99.2	113.6	112.4	3.6
28-Feb-21	110.3	110.2	97.8	124.3	101.6	110.6	117.1	3.9
7-Mar-21	111.9	110.3	99.3	125.7	105.3	112.9	116.2	3.8
14-Mar-21	110.9	110.6	96.8	125.0	104.7	111.7	116.3	3.8
21-Mar-21	110.4	110.9	98.9	121.8	102.6	110.8	118.2	3.8
28-Mar-21	112.3	111.4	103.3	126.8	103.1	108.5	119.6	3.7
4-Apr-21	107.7	110.3	97.5	122.5	99.1	107.7	111.7	3.7
11-Apr-21	114.1	111.1	105.6	128.4	106.1	112.5	118.1	3.9
18-Apr-21	114.0	112.0	102.0	126.4	108.2	113.9	119.7	3.7
25-Apr-21	112.4	112.1	102.5	123.8	105.9	109.2	120.8	3.7
2-May-21	112.7	113.3	104.8	124.2	106.8	106.7	121.1	3.7
9-May-21	111.6	112.7	101.9	122.4	109.8	108.6	115.4	3.9
16-May-21	112.5	112.3	103.5	122.5	106.4	107.4	122.5	3.6
23-May-21	114.2	112.8	108.3	126.6	105.5	109.4	121.6	3.7
30-May-21	111.4	112.4	105.0	123.6	105.0	105.0	118.4	3.9
6-Jun-21	110.7	112.2	103.4	126.1	101.7	106.6	115.8	4.0
13-Jun-21	111.0	111.8	99.0	124.2	103.1	109.0	119.6	3.9
20-Jun-21	112.4	111.4	103.9	123.2	108.2	109.5	117.5	4.2
27-Jun-21	112.2	111.6	102.6	124.9	104.5	107.6	121.6	4.1
4-Jul-21	107.8	110.9	99.9	122.5	97.2	103.2	116.2	3.8
11-Jul-21	110.0	110.6	100.3	125.0	98.9	107.0	118.5	4.1
18-Jul-21	104.3	108.6	101.5	120.8	91.1	102.2	106.0	4.2
25-Jul-21	100.7	105.7	98.0	119.3	85.6	101.7	99.0	4.3
1-Aug-21	101.8	104.2	99.0	122.0	81.6	102.2	104.2	4.2
8-Aug-21	98.6	101.4	93.4	116.2	84.7	103.1	95.6	4.3
15-Aug-21	101.1	100.6	96.1	121.9	84.3	102.9	100.4	4.5
22-Aug-21	101.6	100.8	102.8	121.5	78.5	103.2	102.0	4.4
29-Aug-21	101.8	100.8	99.5	123.1	83.2	101.2	102.2	4.4
5-Sep-21	100.0	101.1	97.2	118.2	82.6	103.1	98.9	4.7
12-Sep-21	103.1	101.6	99.1	122.6	88.2	102.5	103.1	4.5
19-Sep-21	103.3	102.1	96.1	124.9	90.1	104.1	101.5	4.7
26-Sep-21	103.7	102.5	99.9	122.5	88.9	100.3	107.2	4.8
3-Oct-21	104.6	103.7	102.1	122.1	90.8	104.5	103.8	4.8
10-Oct-21	105.6	104.3	100.6	122.5	94.6	104.0	106.5	4.7
17-Oct-21	107.0	105.2	100.5	124.2	98.9	104.0	107.1	4.7
24-Oct-21	106.8	106.0	100.3	120.0	98.6	105.3	109.7	5.0
31-Oct-21	108.4	107.0	106.8	122.1	99.4	101.3	112.3	4.9
7-Nov-21	109.0	107.8	105.8	124.6	99.7	102.8	112.4	4.9
14-Nov-21	106.0	107.6	100.8	120.8	100.1	99.5	108.6	5.0
21-Nov-21	107.4	107.7	102.4	120.8	98.4	104.4	110.9	4.6
28-Nov-21	106.0	107.1	98.5	119.7	97.8	98.2	116.0	4.8
5-Dec-21	107.5	106.7	100.6	122.0	98.8	101.9	114.3	4.9
12-Dec-21	108.0	107.2	100.8	120.5	101.8	99.9	116.8	4.7
19-Dec-21	108.4	107.5	105.0	121.5	99.1	101.8	111.3	5.0
9-Jan-22	106.0	107.5	106.5	122.3	90.5	104.7	105.8	4.9
16-Jan-22	97.9	105.1	94.5	117.0	83.6	100.6	93.7	4.9
23-Jan-22	100.1	103.1	100.5	117.7	83.2	99.7	99.6	5.0

Source: ANZ-Roy Morgan



Important notice

[4 April 2019]

This publication is published by Australia and New Zealand Banking Group Limited ABN 11 005 357 522 ("ANZBGL") in Australia. This publication is intended as thought-leadership material. It is not published with the intention of providing any direct or indirect recommendations relating to any financial product, asset class or trading strategy.

The information in this publication is not intended to influence any person to make a decision in relation to a financial product or class of financial products. It is general in nature and does not take account of the circumstances of any individual or class of individuals. Nothing in this publication constitutes a recommendation, solicitation or offer by ANZBGL or its branches or subsidiaries (collectively "ANZ") to you to acquire a product or service, or an offer by ANZ to provide you with other products or services. All information contained in this publication is based on information available at the time of publication. While this publication has been prepared in good faith, no representation, warranty, assurance or undertaking is or will be made, and no responsibility or liability is or will be accepted by ANZ in relation to the accuracy or completeness of this publication or the use of information contained in this publication. ANZ does not provide any financial, investment, legal or taxation advice in connection with this publication.